
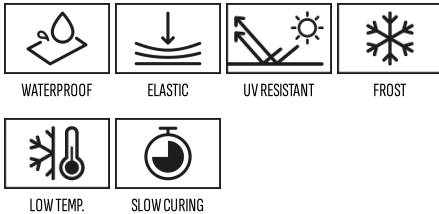


BETONSEAL PRIMER

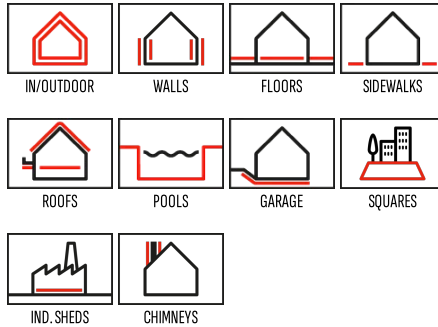
Adhesion promoter for
BETONSEAL MS sealants



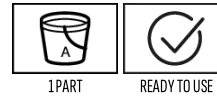
TECHNICAL FEATURES



FIELD OF APPLICATION



APPLICATIONS



Description

BETONSEAL PRIMER is a mono-component liquid product that, when applied in small quantities to non-absorbent surfaces of varying nature and shape, leaves a transparent and invisible layer – after the solvent evaporates – that modifies its chemical behaviour and sign. In particular, BETONSEAL PRIMER promotes adhesion in conditions of high humidity, temporary immersion in water and strong temperature ranges.

Field of application

BETONSEAL PRIMER is expressly designed for pre-sealing treatment of:

- Metal surfaces.
- Painted surfaces.
- Some plastics.

For more information see the selection table in the Technical Data Sheet of BETONSEAL MS 2.0.

General preparation of the laying surface

- Clean and dry the surfaces on which you intend to operate.
- Remove dust and detached parts.
- In the case of greasy, oily surfaces or surfaces polluted by release agents, clean them with a pad soaked in BETONSEAL CLEANER (solvent-based degreaser, see Technical Data Sheet).

Product preparation

- Shake the product in the container before picking.
- Avoid spilling any leftover product into the original container.

Product application

BETONSEAL PRIMER is ready to use.

- Pour the amount of product strictly necessary for the operation into a well-cleaned serving container.
- Use within 30 minutes.
- BETONSEAL PRIMER is applicable in one of three ways:
 - with a pad (clean rag or paper).
 - with a brush.
 - with a short-pile roller.

BETONSEAL PRIMER

- For pad applications, the product also exerts a cleaning action on the surfaces on which it is applied.
- In all cases, do not allow product to stagnate on the treated surface.
- Wait for the drying time (about 5 minutes).
- Proceed with the application of BETONSEAL MS sealant.

The best result (from the point of view of adhesion) is obtained by applying sealant within 6 hours after applying the primer.

Consumption

type of application	minimum consumption	maximum consumption	u.m.	notes
On non-absorbent surfaces	20	30	mL/m ²	-

Tool cleaning

- Fresh and dry product: cleaning with ACETONE, nitro thinner or alcohol.

Useful tips for laying

- To obtain the best result, do not exceed the consumption indicated in this Technical Data Sheet.
 - The product is sensitive to moisture.
- Close the package immediately after picking.
- Do not dump any leftover product in the original container.
 - Do not mix with water.
 - Do not dilute with alcohol or acetone.
 - The product is flammable.
 - When applied in poorly aerated areas, it is advisable to adequately ventilate the environment and protect the airways wearing a dust mask equipped with a type A filter (brown strip, against organic vapour) or a type ABEK combined filter (brown-yellow-grey-green strip), according to EN 141.
 - Read the Safety Data Sheet carefully before use.

Technical Data

▶ PRODUCT IDENTIFICATION DATA		value
Density at 23°C, EN ISO 2811-1	kg/L	0,90 ± 0,01
Brookfield apparent dynamic viscosity (23°C / 50% RH; spindle ASTM#1, 150 rpm), EN ISO 2555	mPa·s	40 ± 10
▶ APPLICATION DATA AND FINAL PERFORMANCE		value
Surface drying time (23°C, 50%RH), EN ISO 9117-3	Min	5,0 ± 0,5
Application temperature	°C	from +5 to + 35
Ideal time interval for sealing with BETONSEAL MS 2.0	Hours	< 6

Product storage

- 6 months in the original packaging closed, in a dry, covered environment, protected from sunlight and at a temperature between +5°C and +25°C.
- Storage at temperatures above 25°C for long periods shortens the shelf life of the product.

Packaging

VARIANT	PACKAGE	ADR	PACKAGE / PALLET	COMPONENTS	NOTES
-	tin can - 0.5 L	P*	-	-	-

ADR legend:

NO = NON-DANGEROUS goods

P* = DANGEROUS goods packed in limited quantities (packed as per ADR Chapter 3.4)

BETONSEAL PRIMER

Si = DANGEROUS Goods

LEGAL NOTES

Any advice concerning the methods of use of our products reflects the current state of knowledge and does not imply any guarantee and/or responsibility as to the outcome of the application. Consequently, the customer must verify the product's suitability for the intended use and purposes by testing the product in advance. The Internet website www.nordresine.com contains the latest revision of this technical sheet: in case of any doubts, verify the date of revision (where missing, use the date of issue) by consulting the "PRODUCTS" section.

EDITION

Issue: 03.01.2008

Revision: 29.01.2018